




## COAT YOUR BAKING TRAYS

Using coatings from Anneliese will save you cash and help the environment.

- + **No more release agent costs**
- + **Far easier cleaning**
- + **Reduced production time**
- + **Perfect baking results**




**TOP COAT  
NOVA**

PTFE system  
operation temp. -30/260°C  
high abrasion resistance  
under mechanical stress

**APPLICATION AREA:**

For dough and buns in craft bakery.




**TOP COAT  
RED**

PFA system  
operation temp. -30/260°C  
extended lifetime due to  
increased layer thickness and  
ceramic reinforcement

**APPLICATION AREA:**

Extreme applications like  
automatic tin-set lines,  
tin-sets for rye bread, lye roll  
and sourdough products.



**TOP COAT  
EXTRA**

PFA system  
operation temp. -30/260°C  
outstanding not-stick  
properties

**APPLICATION AREA:**

Automatic tin-set lines,  
automatic baguette & bun  
lines as well as special  
applications.

**WE ARE HERE FOR YOU**